

Your Name: \_\_\_\_\_

Your Email: \_\_\_\_\_

Identify 20 Supporters and their relationship, to receive your personal Email Campaign.









Include Family Member Cell #'s to TEXT them your Campaign link

**\*Think of people who live furthest away from you first, and who would most likely want to support you\***

#	FAMILY MEMBER NAME	PRIMARY EMAIL ADDRESS	CELL #	RECOMMENDED
Ex.	Sandra Smith	sandrasmith08@yahoo.com	415-555-1234	Aunt
1				Dad
2				Mom
3				Aunt
4				Uncle
5				Grandpa
6				Grandma

#	SUPPORTER FIRST & LAST	SUPPORTER EMAIL ADDRESS	RECOMMENDED
7			Aunt/Uncle
8			Aunt/Uncle
9			Grandma/Grandpa
10			Adult Sibling
11			Adult Sibling
12			Adult Cousin
13			Adult Cousin
14			Previous Coach
15			Previous Coach
16			Dentist/Orthodontist
17			Realtor
18			Accountant
19			Financial Advisor
20			Insurance Agent

**NEXT STEP, it's time to spread the word at our Campaign Launch Meeting**

First Time Participants	...or...	Returning Participants
<p>1. Go to eTeamSponsor.com  <b>Desktop/Laptop Users:</b> click 'Campaign Login' on top right  <b>Mobile Users:</b> click the Menu Bar (3 lines), then 'Campaign Login'</p> <p>2. Enter your CID# under 'First-time Registration'  <b>Our CID#:</b> <input type="text"/></p> <p>3. Enter your first &amp; last name, email and create a password, click 'Submit Request' then 'Join Campaign'</p> <p>4. <b>Start Email</b> campaign by clicking ADD DONOR, then select their relationship to you. First &amp; Last name w/valid email are required. </p> <p>5. <b>Text</b> the Campaign individually to your family members listed above. Start with your parents and ask them to share the campaign. </p> <p>6. <b>Post</b> Campaign on Facebook, <b>Share</b> on Twitter! Say something positive about why your program is raising money.  </p> <p><i>*Steps 4, 5 &amp; 6 are required for FULL Participation.</i></p>		<p>1. Go to eTeamSponsor.com  <b>Desktop/Laptop Users:</b> click 'Campaign Login' on top right  <b>Mobile Users:</b> click the Menu Bar (3 lines), then 'Campaign Login'</p> <p>2. Under Welcome Back, enter your email and password to login  <i>Forgot Password? Click link, check your email to reset password</i></p> <p>3. <b>Start Email</b> campaign by clicking ADD DONOR, then select their relationship to you. First &amp; Last name w/valid email are required. </p> <p>4. <b>Text</b> the Campaign individually to your family members listed above. Start with your parents and ask them to share the campaign. </p> <p>5. <b>Post</b> Campaign on Facebook, <b>Share</b> on Twitter! Say something positive about why your program and campaign is raising money.  </p> <p><i>*Steps 3, 4 &amp; 5 are required for FULL Participation.</i></p>